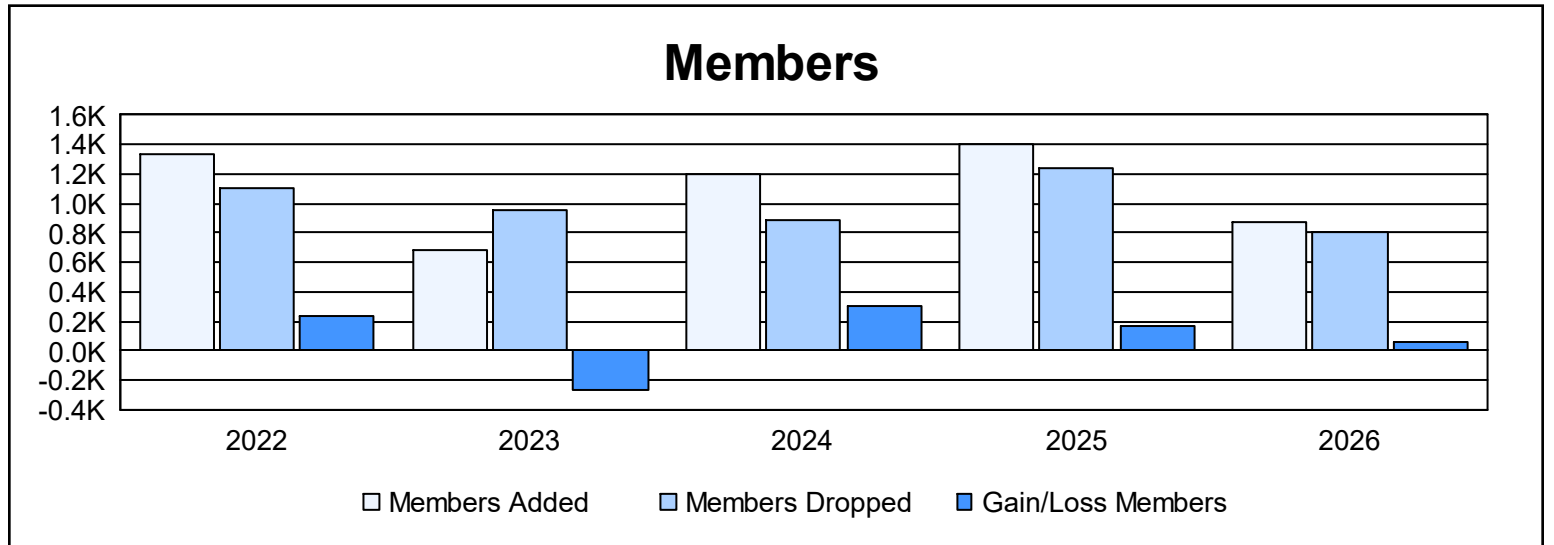
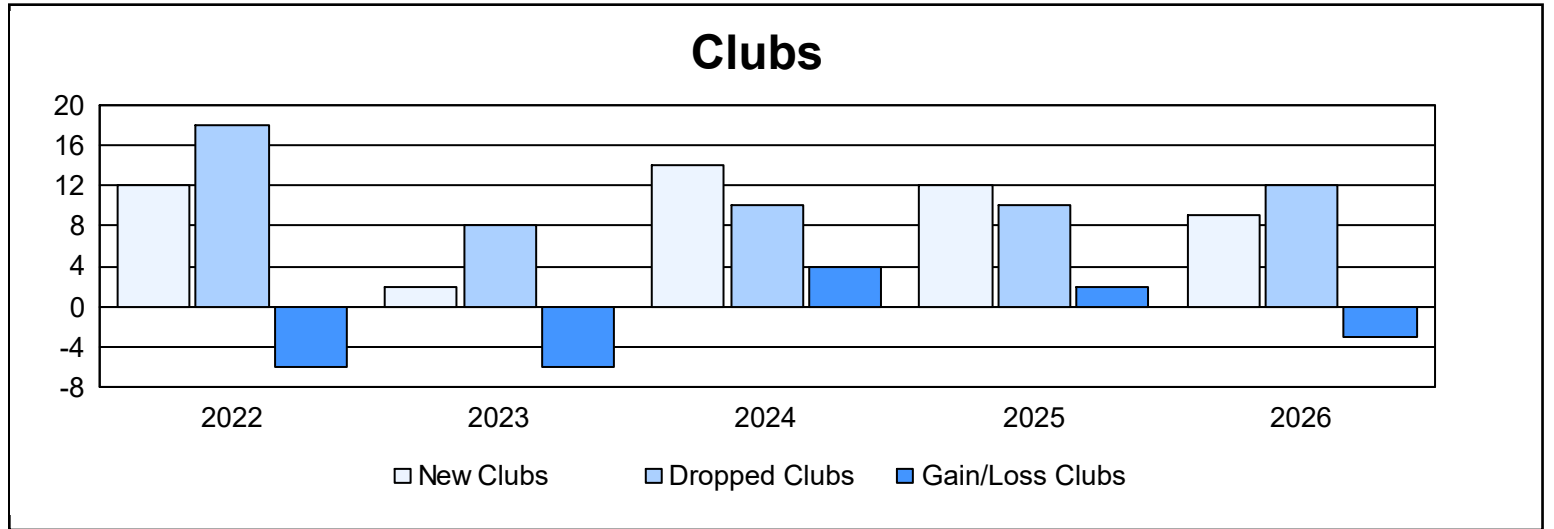
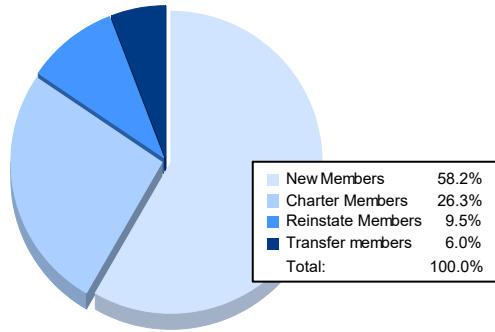


Year	New Clubs	Dropped Clubs	Gain/ Loss Clubs	New Members	Charter Members	Reinstate Members	Transfer Members	Total Member Added	Total Members Dropped	Gain/ Loss Members
2021-2022	12	18	-6	842	364	40	91	1,337	1,101	236
2022-2023	2	8	-6	485	103	41	50	679	952	-273
2023-2024	14	10	4	732	373	23	66	1,194	887	307
2024-2025	12	10	2	879	371	88	68	1,406	1,245	161
2025-2026	9	12	-3	507	229	83	52	871	807	64
Average	10	12	-2	689	288	55	65	1,097	998	99



Membership Composition April 2026 Cumulative



Gender Composition April 2026 Cumulative

